

**Vidyasagar University**  
**Syllabus of M.Sc. Course in Biochemistry**  
**(Choice Based Credit System- CBCS)**

**Distribution of Marks :-**

**I. M.Sc. Part-I**

**SEMESTER – I**

- Theoretical -200 marks
- Practical -100 marks

<b>Paper Code</b>	<b>Paper name</b>	<b>Type of Paper</b>	<b>IA</b>	<b>EA</b>	<b>Maximum marks</b>	<b>Credits</b>
BIC-101	Chemistry of Biomolecules	Theory (Core)	10	40	50	4
BIC -102	Biophysical Chemistry and Bioenergetics	Theory (Core)	10	40	50	4
BIC -103	Physiological Chemistry	Theory (Core)	10	40	50	4
BIC-104	Cell and Molecular Biology	Theory (Core)	10	40	50	4
BIC-105	Physical Biochemistry	Practical (Core)	10	40	50	4
BIC-106	General Biochemistry	Practical (Core)	10	40	50	4
<b>Total marks and Credits</b>					<b>300</b>	<b>24</b>

**SEMESTER – II**

- Theoretical -200 marks
- Practical -100 marks

<b>Paper Code</b>	<b>Paper name</b>	<b>Type of Paper</b>	<b>IA</b>	<b>EA</b>	<b>Maximum marks</b>	<b>Credits</b>
BIC-201	Microbiology	Theory (Core)	10	40	50	4
BIC-202	Biostatistics and Basic Bioinformatics.	Theory (Core)	10	40	50	4
BIC-203	Enzymology, Intermediary metabolism & nutrition	Theory (Core)	10	40	50	4
BIC-	Environmental management and	Theory	10	40	50	4

204	sustainable development	(Elective Course)				
BIC-205	Food and nutrition Biochemistry	Practical (Core)	10	40	50	4
BIC-206	Microbiology	Practical (Core)	10	40	50	4
<b>Total marks and Credits</b>					<b>300</b>	<b>24</b>

### SEMESTER – III

- Theoretical -200 marks
- Practical -100 marks

<b>Paper Code</b>	<b>Paper name</b>	<b>Type of Paper</b>	<b>IA</b>	<b>EA</b>	<b>Maximum marks</b>	<b>Credits</b>
BIC-301	Methods and Techniques employed in Biochemistry	Theory (Core)	10	40	50	4
BIC-302	Imunology	Theory (Core)	10	40	50	4
BIC-303	Gene regulation & Recombinant DNA technology	Theory (Core)	10	40	50	4
BIC-304	Food/Nutrition Nutrigenomics	Theory (Elective Course)	10	40	50	4
BIC-305	Clinical Biochemistry	Practical (Core)	10	40	50	4
BIC-306	Cell & Molecular Biology, Immunology	Practical (Core)	10	40	50	4
<b>Total marks and Credits</b>					<b>300</b>	<b>24</b>

### SEMESTER – IV

- Theoretical -200 marks
- Practical -100 marks

<b>Paper Code</b>	<b>Paper name</b>	<b>Type of Paper</b>	<b>IA</b>	<b>EA</b>	<b>Maximum marks</b>	<b>Credits</b>
BIC-401	Pharmaceutical Biochemistry	Theory (Core)	10	40	50	4
BIC-402	Medical Biochemistry	Theory (Core)	10	40	50	4
BIC-	Research Technique and	Practical (Core)	10	40	50	4

403	advanced methodology					
BIC-404	Seminar, and Comprehensive Viva.	Practical (Core)	10	40	50	4
BIC-405	Project Work	Practical (Core)	-	-	50	4
BIC-406	Project Presentation and Viva-voce	Practical (Core)	-	-	50	4
<b>Total marks and Credits</b>					<b>300</b>	<b>24</b>

Total Marks (Semester I to IV): 1200

- Number of Theoretical papers- 15  
(Total credits: 15x4=60 Credits)
- Number of Practical papers- 09  
(Total credits: 9x4=36 Credits)
- Total Credits (Semester I to IV) : 96.
- One Paper= 50 marks= 4 credits

**Each E.A.=40 marks (40 Hours duration) =3.2 credits**

**Each I.A.=10 marks =0.8 credits**

#### **DISTRIBUTION OF MARKS**

Each theoretical and practical paper carries 40 marks each.10 marks will be allotted for internal assessment.

#### **Questions for each theoretical paper:**

Q.no.1. – 05 questions out of 8 (x2) = 10 marks.

Q.no.2. – 02questions out of 4(x5) = 10marks

Q.no.3. – 02 questions out of 4 (x10) = 20 marks

-----  
Total- 40 marks.

**VIDYASAGAR UNIVERSITY**  
**SYLLABUS OF M.Sc. COURSE IN BIOCHEMISTRY (CBCS)**  
**SEMESTER – I**

**Paper – I (BIC-101)**

(50 marks, 50 lectures, 4 credits)

**CHEMISTRY OF BIOMOLECULES**

1. Carbohydrate Chemistry :- General structure and classification of monosaccharides, cyclic structure of monosaccharides – Pyran, furan, Mutarotation. Isomerism. Compounds derived from monosaccharides (Ascorbic acid, Sugar-alcohols, amino sugars), Chemical properties of monosaccharides, homo- and heteropolysaccharides. **12 L**

2. Amino acid and protein Chemistry :- Structure, classification, Physio-chemical properties, nonstandard protein amino acids, non protein amino acids. Major chemical reactions of amino acids.

Peptide and Protein Chemistry:- General idea about Peptides. Protein configuration – Primary, secondary, tertiary and quaternary structure. Ramachandran plot Globular proteins, myoglobin, haemoglobin; collagen. Classification of Proteins. **18 L**

3. Nucleic acid chemistry:- DNA and RNA chemistry, Double helix model, DNAs with unusual structures, Single stranded DNA. Informosome. Denaturation and renaturation. C-value paradox, Cot curve. **12 L**

4. Lipid chemistry:- Simple lipids (Fats and oils, waxes); Compound lipids (Phospholipids, Phosphoglycerides, Phosphosphingolipids, Glycolipids, sulfolipids), derived lipids (Steroids, terpenes, Carotenoids). **8 L**

**Reference books:**

1. Nelson, D.L., Cox, M.M. Lehninger. (2004). Principles of Biochemistry 4<sup>th</sup> edition Pub WH Freeman Co.
2. Elliott, W.H., Elliott, D.C. Biochemistry and Molecular Biology 3<sup>rd</sup> Indian edition, Pub. Oxford.
3. Mathews, Van Holde and Ahern, Biochemistry by 3<sup>rd</sup> edition, Pub Pearson education
4. Stryer, L. Biochemistry 4<sup>th</sup> Edn. W.H. Freeman and Co. NY.
5. Kuchel, P.W., Ralston Schaums, G.B. Outlines of Biochemistry 2<sup>nd</sup> edition Pub: Tata.
6. Voet, D., Voet J.G. (2004). Biochemistry 2<sup>nd</sup> Edn.
7. Devlin, T.M. (1997). Biochemistry with clinical correlations, Wiley-Liss Inc. NY
8. Zubey, G.L. Parson, W.W., Vance, D.E. (1994). Principles of Biochemistry WmC Brown publishers. Oxford.
9. Edwards and Hassall. Biochemistry and Physiology of the cell 2<sup>nd</sup> Edn. McGraw Hill Co. UK. Ltd.

**VIDYASAGAR UNIVERSITY**  
**SYLLABUS OF M.Sc. COURSE IN BIOCHEMISTRY (CBCS)**  
**Paper – II (BIC-102)**

(50 marks, 50 lectures, 4 credits)

**BIOPHYSICAL CHEMISTRY AND BIOENERGETICS**

1. Chemical and Physical forces involved in Chemical bond formation between atoms and molecules, mechanism of bond formation based on electronic orbitals, sigma, Pi bonds, covalent, ionic, electrostatic, co-ordinate bonds, hydrophobic and van-der-waal interaction and their properties. Chemical bonds between Carbon and Carbon, Carbon and Nitrogen and Carbon with other atoms such as hydrogen, oxygen, Phosphorous and sulphur. **12 L**

2. Bioenergetics – Coupling, the concept of free energy, Thermo dynamic principles (First law, second law, combination of two laws), Standard free energy change and equilibrium constant,  $\Delta G$  and  $\Delta G^\circ$ .  $\Delta G$  as universal currency of free energy in biological system free energy of hydrolysis of ATP and other organophosphates. Phosphoryl group transfer Potential of ATP. Biological oxidation – reduction reaction. **12 L**

3. Instrumentation:- (Working principle only)

Microscopy, Ultracentrifugation, viscometry, FACS, flame Photometer, Atomic absorption spectrophotometer, Mass spectrometry, UV-visible, IR spectrophotometry. Chromatography including Electrophoresis including 2D gel, NMR and ESR. Scintillation counter, autoradiography, radioactivity. **26 L**

**Reference books:**

1. Mathews, Van Holde and Ahern, Biochemistry by 3<sup>rd</sup> edition, Pub Pearson education
2. Stryer, L. Biochemistry 4<sup>th</sup> Edn. W.H. Freeman and Co. NY.
3. Kuchel, P.W., Ralston Schaums, G.B. Outlines of Biochemistry 2<sup>nd</sup> edition Pub: Tata.
4. Voet, D., Voet J.G. (2004). Biochemistry 2<sup>nd</sup> Edn.
5. Matthews, C.A. (2003). Cellular physiology of nerve and muscle. 4<sup>th</sup> Edn. Blackwell publishers.
6. Alberts, B., Bray, D., Lewis, J., Raf, M., Roberts, K., Watson, J.D. (1994). Molecular Biology of the Cell.
7. Cooper, G.M. (1997). The Cell: A molecular approach, ASM Press, USA.

**VIDYASAGAR UNIVERSITY**  
**SYLLABUS OF M.Sc. COURSE IN BIOCHEMISTRY (CBCS)**

**PAPER III (BIC-103)**

(50 marks, 50 lectures, 4 credits)

**PHYSIOLOGICAL CHEMISTRY**

**1. Introduction to Organic Chemistry:-**

General nature of organic reactions, Reaction kinetics, Handerson – Hasselbatch equation and application. Nomenclature of aromatic compounds. **7 L**

**2. Alkanes:-** Structural formulae, Nomenclature, homologous series, Alkenes, Conformational analysis, Alkenes and Alkynes, Orbital Picture, Geometrical isomerism. Monohydric alcohols, Polyhydric alcohols, Unsaturated alcohols, ether, and acids. **7 L**

**3. Structure and function of the cell and its organelle:-** Endoplasmic reticulum, Golgi Complex, Lysosome, mitochondria, chloroplast, nucleus and nucleosomes, ribosomes, Peroxisomes. Cytoskeleton.

Membrane system:- Models, membrane lipid, Membrane enzymes and receptors and their isolation. Transport through membranes (ionic Pumps, ionic channels, carriers). Preparation and structural arrangement in monolayer, bilayer and liposome. **13 L**

**4. Human Biology:-** i) Gastrointestinal system, Digestion, absorption and nutrition.

ii) Chemistry and biology of Liver and biliary system.

iii) Haematopoietic system: Blood and buffer system (an overview)

iv) Overview of Heart and cardiovascular system.

v) Physiology of nerve and muscle homeostasis.

vi) Excretion and acid-base regulation. **19 L**

**5. Photosynthesis, Respiration, C3, C4 pathway (light & dark cycle). **7 L****

**Reference books:**

1. Textbook of Organic Chemistry, Subtitle: Author Rakesh K. Parashar, V.K. Ahluwalia ISBN 9788130917740

2. Advanced Organic Chemistry, Francis A. Carey, Richard A. Sundberg, Part A: Paperback, 1199 Pages 5th Edition, 2007 ISBN-13: 978-0-387-44897-8  
Springer

3. *Guyton* and Hall Textbook of Medical *Physiology*.

4. Ganong's Review of Medical Physiology, 24th Edition (Lange Basic Science) Paperback – Import, 1 May 2012, by [Kim E. Barrett](#) (Author)

5. For human physiology Human Physiology: From Cells to Systems (Lauralee Sherwood)

6. For cellular physiology the best one ((Cell Physiology Source Book, 4th Edition)) by Sperilakis

7. Cell and Molecular Biology 8 Sub Edition by [E. D. P. De Robertis](#) (Author)

**VIDYASAGAR UNIVERSITY**  
**SYLLABUS OF M.Sc. COURSE IN BIOCHEMISTRY (CBCS)**  
**PAPER IV (BIC-104)**

(50 marks, 50 lectures, 4 credits)

**CELL AND MOLECULAR BIOLOGY**

1. DNA metabolism:- Enzymes, DNA replication in Prokaryotes and Eukaryotes. DNA topology, DNA mutation & repair. **13 L**
2. Transcription, Transcription factors, RNA Processing, regulation of transcription initiation in prokaryotes and eukaryotes. **7 L**
3. Protein biosynthesis in prokaryotes and eukaryotes. Role of RNAs in Protein synthesis. Aminoacylation and translation mechanism in Prokaryotes and eukaryotes. Deciphering the genetic code. **10 L**
4. Regulation and expression of prokaryotic genes: Operon systems **3 L**
5. Protein transport:- Sites of synthesis of organelle and membrane Protein. Signal hypothesis. Glycosylation of proteins, Envelop carrier hypothesis. Protein targeting to nucleus, chloroplast mitochondria, Peroxisomes and lysosomes. Eukaryotic Protein transport across membranes. Protein import by receptor mediated endocytosis. **7 L**
6. Cell cycle and its regulation:- Phases of the cell cycle. Mitosis and control of entry and exit from mitosis. Regulation of MPF activity, Cell cycle control in mammalian cells. Role of check points in cell cycle regulation, cell signaling/ cAMP, Ca<sup>2+</sup>. Meiosis and its significance. Crossing over. Cell cycle and cancer. Apoptosis. **10 L**

**References:**

1. Matthews, C.A. (2003). Cellular physiology of nerve and muscle. 4<sup>th</sup> Edn. Blackwell publishers.
2. Alberts, B., Bray, D., Lewis, J., Raf, M., Roberts, K., Watson, J.D. (1994). Molecular Biology of the Cell.
3. Cooper, G.M. (1997). The Cell: A molecular approach, ASM Press, USA.
4. Darnell, J., Lodish, H., Baltimore, D. (1990). Molecular Cell Biology. Scientific American Books Inc. NY.
5. Edwards and Hassall (1980). Biochemistry and Physiology of cell, 2<sup>nd</sup> Edn. McGraw Hill Company.
6. Garrett, R.H., Gresham, C.M. (1995). Molecular aspects of Cell Biology, International edition, Saunders College Pub.
7. Holy Ahern (1992). Introduction to Experimental Cell Biology, Wm. C. Brown Publishers.
8. Karp, G. (1996). Cell and Molecular Biology concepts and experiments, John Wiley and Sons Inc. NY.
9. Lodish, H., Baltimore, D., Berk, A., Zipursky, B.L., Mastsydaira, P., Darnell, J. (2004). Molecular Cell Biology, Scientific American Books Inc. NY.
10. Tobin and Morel (1997). Asking about "Cells" Saunders College Publisher.

11. Wolfe, S.L. (1991). Molecular and Cellular Biology, Wordsworth Pub.Co.
12. Hallwell, B., Gutteridge, J.M.C. (2002). Free Radicals Biology and Medicine. Oxford Press.UK.
13. Kanugo, M.S. (2002) Genes and aging. Cambridge University Press.
14. David Freifelder. (2004). Microbial genetics. 10<sup>th</sup> edition, Norosa publisher, New Delhi.
15. Lodish, H.D., Baltimore, A., Berk, B.L., Zipursky, P., Mastsydairs and Darnell, J. (2004). Molecular cell biology. Scientific American Books Inc., NY.
16. Gardner/Simmons/Snustad. (2006). Principal of Genetics. 8<sup>th</sup> Edn. John Wiley & sons.
17. Klug, W.S.,Cummings. (2003). Concepts of genetics, 7<sup>th</sup> Edn. Pearson Education.
18. Dale, J.W. (1994). Molecular Genetics of bacteria, John Wiley & Sons.
19. Streips and Yasbin. (2001). Modern microbial Genetics. Niley Ltd.
20. John Ringo (2004). Fundamental Genetics. Cambridge University Press.
21. Molecular Biology Genes to Proteins, 3rd Edition B. E. Tropp, Jones and Bartlett Publishers, Sudbury, Massachusetts, USA, 2008, 1000 pp., ISBN 978-0-7637-0916-7



**VIDYASAGAR UNIVERSITY**  
**SYLLABUS OF M.Sc. COURSE IN BIOCHEMISTRY (CBCS)**  
**PRACTICAL PAPERS**

**Paper-V(BIC-105)**

**Physical Biochemistry**

- 1) Chromatographic techniques-two dimensional paper chromatography. Thin layer chromatography, ion exchange chromatography.
- 2) Electrophoresis techniques: - SDS polyacrylamide gel electrophoresis.
- 3) Conductometric titration: - acid-base, precipitation by conductometer.
- 4) Potentiometric experiments: - acid-base, redox system by potentiometer.
- 5) Preparation of buffers (acetate, phosphate, tris-HCl).
- 6) Colorimetric determination of  $pK$ .
- 7) Measurement of specific rotation by polarimeter.
- 8) Experiment on distribution law.
- 9) Determination of energy of activation.
- 10) Establishment of validity of Lambert-Beer's law and determination of extinction coefficient of a protein.
- 11) Determination of reaction kinetics(0 order and 1<sup>st</sup> Order) `

**Paper-VI (BIC-106)**

**General Biochemistry**

- 1) Determination of protein content by biuret method, Bradford's method and Lowry's method.
- 2) Determination of glycogen content in a given liver extract.
- 3) Determination of amino acids by formal titration and by ninhydrin method.
- 4) Determination of specific activity of alkaline phosphatase.
- 5) Determination of  $K_m$  and  $V_{max}$  value of alkaline phosphatase.
- 6) Isolation, determination and quantification of DNA and RNA.
- 7) Spectrophotometric estimation of  $\alpha$ -amylase, protease and dehydrogenase.
- 8) Estimation of cholesterol by colorimetric method.
- 9) Determination of saponification value and iodine number of lipids.
- 10) Estimation of total and reduced ascorbic acid by DCIP and DNPH method.

**VIDYASAGAR UNIVERSITY**  
**SYLLABUS OF M.Sc. COURSE IN BIOCHEMISTRY (CBCS)**  
**SEMESTER – II**  
**PAPER – VII (BIC-201)**

(50 marks, 50 lectures, 4 credits)

**MICROBIOLOGY & VIROLOGY**

1. Prokaryotic Organisms:-Characteristics, Classification and importance of microorganisms. Bergey's manual of systematic bacteriology. Contribution of Leeuwenhock, Pasteur, Koch, Jenner and other microbiologists. **5 L**
2. Cell structure and other characteristics of Eubacteria, Rickettsiae, Mycoplasma, Spirochetes and Cyanobacteria. Eukaryotic microorganisms:-Structure and reproduction of yeast and molds. **8 L**
3. Morphology and fine structure of bacteria. Bacterial cell wall. Peptidoglycan structures of Staphylococcus aureus, E. coli, Micrococcus luteus etc. Outline of bacterial cell wall biosynthesis and effect of various cell wall biosynthetic inhibitors. Cell wall hydrolytic enzymes. **8 L**
4. Growth Kinetics of bacteria:-Nutritional classification and requirements. Effects of Physical and Chemical factors on microbial growth. Biogeochemical cycle: Nitrogen, Sulphur and Phosphorus emphasizing role of microorganisms. **8 L**
5. Microbial genetics: Recent advances in molecular genetics of viruses and bacteria. Transformation, conjugation and transduction, complementation. **8 L**
6. Elements of Virology. General introduction and classification of virus. structure of Bacterial (T4), Plant, TMV and Animal Viruses, Influenza virus. General idea about Bacteriophages: Lambda phases, T7 and M13 phases. Fine structure gene expression in phase lambda: Early transcription events, Molecular basis of Lytic and Lysogenic pathways. Site specific recombination in bacteriophage lambda. **13 L**

**References:**

1. Microbiology by MJ Pelczar Jr, ECS Chan, NR Krieg 5<sup>th</sup> Edition, Pub: Tata Mcgra-Hill Publishing Co Ltd.
2. Introductory Microbiology by Heritage Pub Heritage
3. General Microbiology by Stainer Pub; Ingraham and Wheeler (McMillan)
4. Alexander M (1977) Introduction to soil microbiology, John Wiley and Sons Inc.N.Y.
5. Atlas R.M. (1998) Microbiology, Fundamentals and applications 2<sup>nd</sup> Edition, Milan Publishing Co.
6. Brock T.D. and Madigan M.T (1992) Biology of Microorganisms 6<sup>th</sup> Edn. Prentice Hall, Eagle wood cliffs N.j.
7. Holt J.S. Kreig N.R., Sneath P.H.A and Williams S.T (1994) Bergey's Manual of Systemic Bacteriology 9<sup>th</sup> Edn. William and Wilkins, Baltimore.
8. Prescott L.M, Harley T.P and Klein D.A. (1996) Microbiology WMC. Brown publishers

**VIDYASAGAR UNIVERSITY**  
**SYLLABUS OF M.Sc. COURSE IN BIOCHEMISTRY (CBCS)**  
**PAPER-VIII (BIC-202)**

(50 marks, 50 lectures, 4 credits)

**BIostatISTICS AND BASIC COMPUTATIONAL METHODS**

1. Scope of statistical methods in scientific studies: Frequency distribution, relative and cumulative frequencies. Diagrammatic representation of frequency polygons. **7 L**
2. Measures of central tendency: Arithmetic mean, mode, median. Measures of variability, Range, mean deviation, standard deviation and coefficient of variation, skewness and kurtosis. **8 L**
3. Probability: Events, sample space. Conditional probability and Bayes theorem, application of Bayes theorem in biological problems. Standard Probability models: Binomial, poisson and Gaussian. **8 L**
4. Population and sample: Random sample, use of table of random numbers, sampling distribution of sample means, standard error. **8 L**
5. Hypothesis testing: Basic concepts and definitions, tests based on normal, student T, chi-square and F- distribution, Analysis of variance. **8 L**
6. Computer basics: Operating systems, Windows and UNIX, Hardware, software disc operating system, multimedia network concepts. Introduction and Bioinformatics Resources: Knowledge of various databases and bioinformatics tools available at these resources. **11 L**

**Reference books:**

1. Daniel (1999). Biostatistics (3<sup>rd</sup> edition) Panima Publishing Corporation.
2. Khan (1999). Fundamentals of Biostatistics, Panima Publishing Corporation
3. Swardlaw, A.C. (1985). Practical Statistics for Experimental Biologists, Joh
4. Bazin, M.J. (1983). Mathematics in microbiology Academic press
5. Green, R.H. (1979). Sampling design & Statistical methods for environmental Biologists, Wiley Int. N.Y.
6. Campbell, R.C. (1974). Statistics for Biologists, Cambridge Univ. Press, Cambridge
7. Bliss, C.I.K. (1967). Statistics in Biology, Vol.1 Mc Graw Hill, New York.
8. Dhananjaya (2002). Introduction to Bioinformatics, www.sd-bio.com series
9. Jan (2001). Nucleic acid research, Genome Database issue
10. Higgins & Taylor (2000). Bioinformatics, OUP.
11. Baxavanis (1998). Bioinformatics.
12. Fry, J.C. (1993). Biological Data Analysis. A practical Approach. IRL Press, Oxford.
13. Swardlaw, A.C. (1985). Practical Statistics for Experimental Biologists, Joh

**VIDYASAGAR UNIVERSITY**  
**SYLLABUS OF M.Sc. COURSE IN BIOCHEMISTRY (CBCS)**  
**PAPER-IX (BIC-203)**

(50 marks, 50 lectures, 4 credits)

**ENZYMOLGY, INTERMEDIARY METABOLISM & NUTRITION**

1. Classification of enzymes. General properties. Coenzymes – structure and function. Factors affecting enzyme properties. Enzyme kinetics. Michaelis – Menten equation. Lineweaver – Burk equation. Enzyme inhibition (Competitive, non-competitive, uncompetitive and irreversible inhibition). **12 L**
2. Enzyme specificity, Mechanism of Catalysis. Regulations of enzyme activity. Isozymes. Allosteric and covalent modification of enzymes. Rate limiting enzyme, feed back and feed forward regulation. Allosteric control of enzyme activity, feed back inhibition. **7 L**
3. Carbohydrate metabolism: Glycolysis, citric acid cycle, pentose phosphate pathway, gluconeogenesis, Glycogenolysis, Metabolism of sugar other than glucose. Glyoxalate cycle, electron transport system, oxidative phosphorylation. Metabolic regulation. **10 L**
4. Amino acid and protein metabolism: Metabolism of a few individual amino acids. Amino acids as biosynthetic precursors. Protein Catabolism – proteolytic enzymes. Protein turnover. Nitrogen excretion and urea cycle, metabolic diseases. **5 L**
5. Lipid metabolism: Biosynthesis of saturated and unsaturated fatty acids, formation of triglycerides. Lipid breakdown-  $\beta$ - oxidation of fatty acids and its energetic,  $\alpha$  -oxidation,  $\omega$  - oxidation. Lipid storage and transport, lipoproteins, regulation of lipid metabolism. **5 L**
6. Nucleic acid metabolism: Biosynthesis of purines and pyrimidines. Regulation, formation of nucleosides and nucleotide. Abnormal metabolism of purine, pyrimidines and associated diseases. **5 L**
7. Nutritional status: Dietary assessment, clinical assessment, Anthropometric measurements, BMR, SDA, RQ. Protein- Calorie malnutrition states. Nutritional status and toxicological interaction. Pre and probiotics, nutraceuticals, nutritionally important phytochemicals. **6 L**

**References:**

1. Nelson, D.L., Cox, M.M. Lehninger. (2004). Principles of Biochemistry, 4<sup>th</sup> Edition Pub WH Freeman Co.
2. Daniel, L, Purich, Melvin, I. Simon, John, N., Abelson. (2000). Contemporary enzyme kinetics and mechanism.
3. Elliott, W.H., Elliott, D.C. Biochemistry and Molecular Biology 3<sup>rd</sup> Indian edition, Pub. Oxford.
4. Mathews, Van Holde and Ahern, Biochemistry by 3<sup>rd</sup> edition, Pub Pearson education
5. Stryer, L. Biochemistry 4<sup>th</sup> Edn. W.H. Freeman and Co. NY.
6. Kuchel, P.W., Ralston Schaums, G.B. Outlines of Biochemistry 2<sup>nd</sup> edition Pub: Tata.
7. Voet, D., Voet J.G. (2004). Biochemistry 2<sup>nd</sup> Edn.
8. Devlin, T.M. (1997). Biochemistry with clinical correlations, Wiley-Liss Inc. NY
9. Jack kite. (1995). Mechanisms in protein chemistry, Garland publishers.
10. Gerhartz, W. (1990). Enzymes in industry: Production and applications. VCH publishers,

**VIDYASAGAR UNIVERSITY**  
**SYLLABUS OF M.Sc. COURSE IN BIOCHEMISTRY (CBCS)**  
**PAPER-X (BIC-204)**

**Elective courses** (50 marks, 50 lectures, 4 credits)

**Environmental management and sustainable development**

**1. TRANSMISSION OF PATHOGENS AND WASTEWATER TREATMENT**

Transmission of pathogens-Bacterial, Viral, Protozoan, Indicator organisms of water-Coliforms, total coliforms, E. coli, Streptococcus, Clostridium, Control of microorganisms, Microbiology of biological treatment processes- aerobic anaerobic, K-oxidation,  $\beta$ -oxidation, nitrification and denitrification, eutrophication. 13 L

**2. Toxicology**

Ecotoxicology, toxicants and toxicity, factors influencing toxicity, Effects- acute, chronic, concentration response relationships, Test organisms- toxicity testing, bioconcentration- bioaccumulation, biomagnifications, bioassay, biomonitoring, bioleaching. 9 L

**3. Concepts of sustainable development**

Definition of sustainability- history and emergence of the concept of sustainable development, Millennium development goals, environment and development linkages, Globalization and environment,- population, poverty and pollution,- Global regional and Local environmental issues,- Resource degradation, greenhouse gases, and climate change- Desertification- industrialization. 9 L

4. Components of sustainability- complexity of growth and equity – Social, economic and environmental dimensions of sustainable development-environment biodiversity natural resources, ecosystem integrity, clean air and water, - carrying capacity, equity, quality of life, prevention and precaution, Preservation and public participation, Structural and functional linking of developmental dimensions- sustainability in national and regional context. 9 L

5. Role of developed countries in the development of the developing countries- international summits- Stockholm to Johannesburg – Rio principles – Agenda 21- Convention agreement- Tokyo declarations- doubling statement-Transboundary issues- integrated approach for resource protection and management. 10 L

**References:**

Agrawala, S., A. Moehner, M. El Raey, D. Conway, M. van Aalst, M. Hagenstad and J. Smith, 2004b: Development and Climate Change in Egypt: Focus on Coastal resources and the Nile. OECD, Paris.

Agrawala, S., T. Ota, T., Ahmed, A.U., Smith, J. and M. van Aalst, 2003b: Development and Climate Change in Bangladesh: Focus on coastal flooding and the Sundarbans. OECD, Paris.

Kumar, P., 2001: Valuation of ecological services of wetland ecosystems: A case study of Yamuna flood plains in the corridors of Delhi. Mimeograph, Institute of Economic Growth, Delhi.

Modi, V., S. McDade, L. Lallement, J. Saghri, 2006: Energy Services for the Millenium Development Goals. Energy Sector Management Assistance Program, United Nations Development Programme, UN Millennium Project, World Bank, New York, USA, 109 pp.



# **VIDYASAGAR UNIVERSITY**

## **SYLLABUS OF M.Sc. COURSE IN BIOCHEMISTRY (CBCS)**

### **PRACTICAL PAPERS**

#### **Paper-XI (BIC-205)**

##### **Food and Nutrition Biochemistry**

- 1) Analysis of milk and milk products- lactose content of milk by phosphomolybdic acid. Lactose content by benedict titration. Protein content of milk by biuret method. Phosphatase test for pasteurization. Dry weight of milk powder.
- 2) Phosphorus content of milk powder. Calcium content of milk powder. Riboflavin content of milk powder. Vitamin a content of milk powder.
- 3) Analysis of cereal products: - dry weight of cereal powder. Ash content of cereal powder. Protein content of cereal powder by Zeldahl method. Carbohydrate content of cereal powder.
- 4) Analysis of fats oils:- iodine number, Vitamin A, Vitamin E, Vitamin D, Rancidity of Fat.
- 5) Detection of adulterants of food: -  $\text{NaHCO}_3$  in milk. Glucose in milk. Starch in milk. Borax in milk. Argemone oil in oil. Mineral oil in vegetable oil. Dalda in ghee.
- 6) Chemical estimation of thiamine, riboflavin and niacin in foodstuffs.

#### **Paper-XII (BIC-206)**

##### **Microbiology**

- 1) Preparation and sterilization of culture media
- 2) Simple staining, gram staining, endospore staining and capsule staining.
- 3) Preparation of bacterial growth curve.
- 4) Estimation of viable cells in a bacterial suspension.
- 5) Determination on minimum inhibitory concentration (MIC) of antibiotic.
- 6) Isolation of microorganisms from air and soil
- 7) Bacteriological analysis of water – (1) presumptive test, (2) confirmed test, (3) completed test.
- 8) Biochemical tests of bacteria: - indole production. Tests for catalase, protease, amylase and oxidase. Starch hydrolysis test. Methyl red test.

**VIDYASAGAR UNIVERSITY**  
**SYLLABUS OF M.Sc. COURSE IN BIOCHEMISTRY (CBCS)**

**IIIrd Semester:**

**Paper – XIII (BIC-301)**

(50 marks, 50 lectures, 4 credits)

**Methods and Techniques Employed in Biochemistry**

1. Spectroscopy: Ultraviolet and visible adsorption spectroscopy, Infrared spectroscopy, Raman spectroscopy, Resonance Raman spectroscopy, Circular Dichroism (CD) spectroscopy. **13 L**
2. Centrifugation: Principles of Centrifugation, Density gradient Centrifugation, Analytical ultracentrifugation. Application of centrifugation. **6 L**
3. Determination of structure of proteins: X-ray Crystallography, Nuclear Magnetic Resonance method. MALDI-TOF, mass spectroscopy. **6 L**
4. Electrophoresis: Agarose Gel Electrophoresis, Pulsed Field Electrophoresis, Rotating Gel Electrophoresis, Disc electrophoresis, Isoelectric focusing, Two-dimensional electrophoresis capillary Gel electrophoresis. **5 L**
5. Chromatography: Paper chromatography, Thin-layer chromatography, HPTLC, Ion exchange chromatography, Affinity chromatography. HPLC, GC-MS. **7 L**
6. Electron Cryomicroscopy: Freezing, sample preparation, Imaging, Low dose of electrons methods used in cryomicroscopy. **5 L**
7. Immunological Techniques: Molecular basis of antigen – antibody reaction, Agglutination, Precipitation, Immuno diffusion, immunoelectrophoresis, ELISA, RIA, Western blot. Hybridoma Technology. Production of toxoids and production of recombinant Vaccine. **8 L**

**Reference books:**

Medical Instrumentation Application and Design Hardcover – Import, 6 Feb 2009

by [John G. Webster](#) (Author)

Analysis and Application of Analog Electronic Circuits to Biomedical Instrumentation, Second Edition (Biomedical Engineering) 2nd Edition

by [Robert B. Northrop](#) (Author)

Biological Instrumentation & Methodology Paperback – 1 Dec 2010

by [P.K. Bajpai](#) (Author)

[Organic Structural Spectroscopy](#) by Lambert, Joseph B., Gronert... ISBN: 9780321592569

[Nuclear Magnetic Resonance Spectroscopy An Introduction to Principles, Applications, and Exp...](#) by Lambert, Joseph B., Mazzola... ISBN: 9780130890665

Spectrochemical Analysis

by [Ingle, James D., Jr.](#), [Crouch, Stanley R.](#)

Molecular Spectroscopy

by [Jeanne L. McHale](#)

Chromatography: Fundamentals and applications of chromatography and related differential migration methods - Part A: Fundamentals and techniques

E. Heftmann



**VIDYASAGAR UNIVERSITY**  
**SYLLABUS OF M.Sc. COURSE IN BIOCHEMISTRY (CBCS)**  
**Paper – XIV (BIC-302)**

(50 marks, 50 lectures, 4 credits)

**IMMUNOLOGY**

1. General Properties of Immune System: History of Immunology. Innate and adaptive immunity, cells of the immune system, primary and secondary lymphoid organs. **5 L**
2. Antigens and antibodies: Immunogenicity, antigenicity, Haptens, adjuvants, Molecular structure of antibodies, Antibody classes and Biological activities. Immunoglobulin genes, antibody diversity. Complement system. **10 L**
3. Major histocompatibility Complex (MHC): Structure and Properties of MHC molecules, characteristics of Peptide –MHC interactions. **5 L**
4. Immune response: T-Cell and B-Cell development. T-Cell Maturation, activation and differentiation, T-Cell receptor. Signal transduction by the TCR –Complex. Antigen processing and presentation. General features of humoral immune response, B-cell maturation, activation and antibody production. B-Cell receptor. Kinetics of immune response. **13 L**
5. Effector mechanism: Overview of cytokines with special reference to TNF- $\alpha$ , IFN- $\gamma$ , IL-2, IL-6, IL-12 etc. Development of Effector T-cells, migration of effector mechanisms of cell – mediated immunity Antibody mediated opsonization and phagocytosis. **7 L**
6. Hypersensitivity: General features of hypersensitivity reactions overview of Type – I, Type – II, Type – III and Type – IV hypersensitivity. **5 L**
7. Immunodeficiencies: Congenital immunodeficiencies and Acquired immunodeficiencies. General features of autoimmune diseases. **5 L**

**References:**

1. Abdul, K., Abbas, Andrew K. L., Jordan, S. P. (1998). Cellular and Molecular Immunology. Sanders College Pub.
2. Basic Concepts in Immunology Allied Book Agency 2014 Dr Somenath Roy
3. Benjamine, E., Cocoi., Sunshine. (2000). Immunology 4 th edition- Wiley- Liss. Publ.NY.
4. Borrebacc, C.A.K. (1995). Antibody Engineering, 2<sup>nd</sup> eidtion. Oxford University Press.
5. Dimmock, N.J., Primrose, S.B. (1994). Introduction to Modern Virology, Blackwell Science Ltd.Oxfird.
6. Hyde, R.M. (1992). Immunology, 2<sup>nd</sup> edition, Williams and Wilkins, Baltimore.
7. Kuby, J. (2003). Immunology 5<sup>th</sup> Edition. WH. Freeman and Company, NY.
8. Klaus D. Elgert (1996). Immunology. ELBS, Blackwell Scientific Publishers, London.
9. Roitt, I.M. (1998). Essential Immunology, ELBS, Blackwell Scientific Publishers,London.
10. Richard A., Goldsby, Thomas, J., Kindt, Barbara, A., Osborne (2000). Kuby Immunology, 4th edition. W.H. Freeman and Company, NY.
11. Tizard I.R.(1995). Immunology, 4<sup>th</sup> edition, Saunder College Pub.
12. William E Paul (1989). Fundamentals in Immunology, Raven Press. NY.

**VIDYASAGAR UNIVERSITY**  
**SYLLABUS OF M.Sc. COURSE IN BIOCHEMISTRY (CBCS)**  
**Paper – XV (BIC-303)**

(50 marks, 50 lectures, 4 credits)

**Gene regulation and RDT**

1. **Chromosomal basis of inheritance** (Mendelian inheritance, extension of Mendelian genetics, linkage and genetic mapping); Non- Mendelian inheritance (Extra-nuclear inheritance, maternal effect); pattern of single gene inheritance, molecular and biochemical basis of some genetic diseases; variation in chromosome number and structure, chromosomal basis of sex determination. Hardy-Weinberg law.

**13 L**

2. **Genome organization**, genome analysis, human genome project, sequence variation in the human genome, polymorphisms (SNPs, indels, length polymorphisms).

**5 L**

3. **Functional genomics**: experimental method to generate high throughput proteomic data, studying gene expression using microarray process and data, metabolomics & pharmacogenomics.

**5 L**

4. **Regulation of eukaryotic gene expression**, transcription factors, translational regulation of gene expression. Development and environmental regulation of gene expression. Chromosome folding, HATs, Gene silencing, Exon shuffling, Frame shifting, Protein splicing, RNA editing and all other mode of regulation of gene expression.

**8 L**

**RDT**

5. Gene cloning - General concept, restriction endonucleases, enzymatic tools for gene cloning, linkers and adaptors.

Vectors: Plasmids (pBR 322, pUC Vectors,).

DNA cloning, therapeutic cloning, reproductive cloning, somatic cell nuclear transfer,

In vitro mutagenesis: site directed and PCR based, gene sequencing, DNA footprinting

Gene transfer methods and gene manipulation. gene knockout and gene therapy technologies. Si RNA, antisense-RNA.

**18 L**

**Reference books:**

1. Nicholl D.S.T. Introduction to Genetic Engineering Cambridge (3<sup>rd</sup> Ed.) University press.UK. 2008
2. Old R.W., Primrose S.B. Principles of gene manipulation - An introduction to genetic engineering (5<sup>th</sup> Ed.), Blackwell Scientific Publications, UK. 1996.
3. David S L. Genetics to Gene Therapy – the molecular pathology of human disease (1<sup>st</sup> Ed.) BIOS scientific publishers, 1994.
4. Ernst-L Winnacker, From Genes to Clones: Introduction to Gene Technology. WILEY-VCH Verlag GmbH, Weinheim, Germany Reprinted by Panima Publishing Corporation, New Delhi. 2003
5. Benjamin Lewis, Genes IX (3<sup>rd</sup> Ed.) Oxford University & Cell Press, NY. 2004
6. Robert Williamson. Genetic Engineering (1<sup>st</sup> Ed.) Academic Press. 1981. USA
7. Rodriguez. R.L (Author), Denhardt D.T. Vectors: A Survey of Molecular Cloning Vectors and Their Uses (1<sup>st</sup> Ed.) Butterworth-Heinemann publisher. UK. 1987
8. Ansubel F.M., Brent R., Kingston R.E., Moore D.D. et al. Short protocols in molecular biology (4<sup>th</sup> Ed), Wiley publishers. India. 1999.
9. Sambrook J et al. Molecular cloning Volumes I, II and III. Cold Spring Harbor laboratory Press, New York, USA. (1989, 2000)
10. Terence A Brown. Genomes, (2<sup>nd</sup> Ed.) BioScientific Publishers. UK. 2002

**VIDYASAGAR UNIVERSITY**  
**SYLLABUS OF M.Sc. COURSE IN BIOCHEMISTRY (CBCS)**

**Paper – XVI (BIC-304)**

**(Elective course)**

(50 marks, 50 lectures, 4 credits)

**Food Nutrition and Nutrigenomics**

1. Nutritional science, Basic nutrition, Role of vitamins and minerals, maternal nutrition, growth & development. Therapeutic Nutrition, Nutritional strategies in diseases **13 L**
2. Community Nutrition & Extension Education, Community level nutritional assessment & awareness program for community, Food Microbiology & Food Toxicology, Food borne diseases and food spoilage by microbes, Toxicants present in food **12 L**
3. Dietetics & Food Safety, Dietetics & Meal Planning using different case studies, Food poisoning, Microbial food spoilage, Disinfection processes. Food Adulteration, Dietary assessment, Anthropometric measurements, BMR, SDA, RQ. Protein-Calorie malnutrition states. Specificity of amino acids in several physiological processes – eg. Suppression of pain, stimulation of appetite, Effect of metal and non-metal in nutritional **13 L**
4. Biochemistry. Nutritional status and toxicological interaction. Nutrigenomics and nutraceuticals. Nutrient gene interaction, Transcription factors and nuclear receptor interaction. Drug and nutrient metabolism. Important vitamins and their physiological role, mechanism. **12 L**

**Reference books:**

1. An Introduction and Overview of Nutritional Genomics: Application to Type 2, Diabetes and International Nutrigenomics (Jim Kaput).
2. The Pursuit of Optimal Diets: A Progress Report (Walter C. Willett).
3. Gene - Environment Interactions: Defining the Playfield (Jose M. Ordovas and Dolores Corella).
4. Metabolomics: Bringing Nutrigenomics to Practice in Individualized Health Assessment (J. Bruce German, Cora J. Dillard, S. Luke Hillyard, Matthew C Lange, Jennifer T. Smilowitz, Robert E. Ward, and Angela M. Zivkovic).
5. Gene - Gene Epistasis and Gene - Environment Interactions Influence Diabetes and Obesity (Sally Chiu, Adam L. Diamant, Janis S. Fisler, and Craig H. Warden).

**VIDYASAGAR UNIVERSITY**  
**SYLLABUS OF M.Sc. COURSE IN BIOCHEMISTRY (CBCS)**

**Practical papers**

**Paper XVII (BIC-305)**

**Clinical Biochemistry**

- Estimation of glucose by GOD-POD method.
- Estimation of cholesterol by enzymatic method.
- Estimation of triglyceride by enzymatic method.
- Estimation of SGPT and SGOT by enzymatic method.
- Estimation of alkaline phosphatase by KA method.
- Estimation of Bilirubin.
- Estimation of total protein, albumin and globulin.
- Estimation of urea DAM method.
- Estimation of uric acid by enzymatic method.
- Estimation of creatinin by alkaline pieret method.
- Biochemical detection of urine abnormalities.
- DC of human WBC and TC of human WBC and RBC.
- Estimation of ESR.
- Estimation of PCV.
- Estimation of haemoglobin.
- Examination of sputum sample.

**VIDYASAGAR UNIVERSITY**  
**SYLLABUS OF M.Sc. COURSE IN BIOCHEMISTRY (CBCS)**  
**PAPER XVIII (BIC-306)**  
**(Practical Paper)**

**MOLECULAR BIOLOGY & IMMUNOLOGY**

**MOLECULAR BIOLOGY**

- 1) Isolation of plasmid DNA from *E. coli* by Alkaline SDS method
- 2) Isolation of genomic DNA from bacteria
- 3) Isolation of genomic DNA from plant cell/animal cell
- 4) Gel electrophoresis of isolated DNA
- 5) Transformation by CaCl<sub>2</sub> and PEG method
- 6) Selection of cloned micro-organism by blue/white colony
- 7) DNA amplification by PCR method
- 8) Restriction digestion and Gel electrophoresis

**IMMUNOLOGY**

- 1) Staining and identification of blood cells
- 2) Precipitation of immunoglobulins (Igs) from serum by ammonium sulphate precipitation followed by dialysis of ammonium sulphate precipitated Immunoglobulins.
- 3) Electrophoresis of the immunoglobulin preparation
- 4) Blood group testing
- 5) Immunoprecipitation test
- 6) Western Blotting
- 7) Immuno-diffusion .

**VIDYASAGAR UNIVERSITY**  
**SYLLABUS OF M.Sc. COURSE IN BIOCHEMISTRY (CBCS)**

**IVth Semester:**

**Special Paper Paper- BIC-401**

(50 marks, 50 lectures, 4 credits)

**Medical Biochemistry**

**1. Stress and diseases.**

Stress induced genes and their role. Concept of stress, free radicals and antioxidant defense systems.

**7 L**

**1. Metabolomics and Molecular basis of metabolic disorders.**

Biochemistry and molecular basis of different disorders related to carbohydrate, protein fat and nucleic acids, Inborn errors of metabolism. Diabetes, atherosclerosis cardio vascular diseases, kidney disorder.

**18 L**

**2. Molecular mechanism of cancer.** Oncogene and antioncogene. Viral cancer. Retroviruses: Structure, replication, life cycle and transformation. Retrotransposons. Steps in HIV infection and pathogenesis.

Diagnostic and therapeutic implication of cancer

i) Liver , ii) Brest and cervical iii) GI tract

**18 L**

**3. Neurodegenerative disorders.**

**7 L**

Alzheimer's disease, Parkinsonism, human multiple sclerosis. Molecular basis, biochemistry and clinical manifestations.

**Reference books:**

1. Editor(s): Christopher D. Byrne, Sarah H. Wild Published Online: 10 JUN 2011 02:59AM EST  
Print ISBN: 9781444336580 Online ISBN: 9781444347319 DOI: 10.1002/9781444347319
2. Inborn Metabolic Diseases: Diagnosis and Treatment 5th ed. 2012 Edition  
by [Jean-Marie Saudubray](#) (Editor), [Georges van den Berghe](#) (Editor), [John H. Walter](#) (Editor)
3. Nutrition Management of Inherited Metabolic Diseases: Lessons from Metabolic University 2015th Edition by [Laurie E. Bernstein](#) (Editor), [Fran Rohr](#) (Editor), [Joanna R Helm](#) (Editor)
4. Molecular Biology of Cancer: Mechanisms, Targets, and Therapeutics Paperback – 26 Apr 2012  
by [Lauren Pecorino](#) (Author)
5. The Biology of Cancer Paperback – Import, 12 Jun 2013 by [Robert A. Weinberg](#) (Author), [Robert A Weinberg](#) (Author)
6. The Molecular Biology of Cancer: A Bridge from Bench to Bedside, 2nd Edition [Stella Pelengaris](#) (Editor), [Michael Khan](#) (Editor) May 2013, ©2013, Wiley-Blackwell
7. Neurodegenerative Diseases: Neurobiology, Pathogenesis and Therapeutics by [M. Flint Beal](#) (Author), [Dr Anthony E. Lang](#) (Author), [Albert C. Ludolph](#) (Author)
8. Neurodegeneration: The Molecular Pathology of Dementia and Movement Disorders 2nd Edition  
by [Dennis Dickson](#) (Editor), [Roy O. Weller](#) (Editor)
9. Neurodegenerative Diseases Editors: Ahmad, Shamim (Ed.)
10. Neurodegenerative Diseases Editor(s): Nitsch R.M. (Zürich)
11. Neurodegeneration with Brain Iron Accumulation Disorders Overview Synonym: NBIA Allison Gregory, MS, CGC and Susan Hayflick, MD.

**VIDYASAGAR UNIVERSITY**  
**SYLLABUS OF M.Sc. COURSE IN BIOCHEMISTRY (CBCS)**

**Special Paper**

**Paper- BIC-402**

(50 marks, 50 lectures, 4 credits)

**Pharmaceutical Biochemistry, Nanotechnology & Bioinformatics**

**1. Nanotechnology.**

Defination and origin. Fundamental concepts larger to smaller: a materials perspective, simple to complex: a molecular perspective, molecular nanotechnology: a long term view, Current research- Nanomaterials. Bottom-up approaches, Top-down approaches, functional approaches. Tools and techniques, Applications.

**16 L**

2. Drug metabolizing enzymes, CYP450, SULTS, GULT. Pharmakokinetics, pharmakodynamics, LD50, ED50. Role of Nuclear receptors and transcription factors on drug metabolizing gene expression

**16 L**

**2. Bioinformatics:**

Pattern recognition in DNA and Protein sequences: Sequence analysis – sequence reading, sequence alignment – Global local sequence alignment, Pair-wise sequence alignment, Multiple sequence alignment, phylogenetic analysis, coding region identification. Web-based structure tools,


Introduction to System Biology, Structural Biology, Structural bioinformatics, Chemoinformatics. Concept of metabolome and metabolomics.

Protein Secondary structure prediction algorithms of Chou Fasman, GOR methods. Tertiary Structure prediction basic principles and protocols, The concepts in 3D structure comparison.

Molecular Dynamics, Molecular modeling and simulations. Computer aided drug design (CADD), Molecular Docking.


**18 L**


[Nanoparticles Technology](#) Editor Mahmood Aliofkhazraei ISBN 978-953-51-2214-2

[Advances in Diverse Industrial Applications of Nanocomposites](#)  **Author:** Edited by Boreddy Reddy **Publisher:** InTech **ISBN:** 978-953-307-202-9

Read more: [Nanotechnology Publications – Free E-Books; overview page 1 | Nanowerk](#) [Advances in Nanocomposite Technology](#)  **Author:** Edited by Abbass Hashim **Publisher:** InTech **ISBN:** 978-953-307-347-7

Read more: [Nanotechnology Publications – Free E-Books; overview page 1 | Nanowerk](#) [Carbon Nanotubes](#)  **Author:** Edited by Jose Mauricio Marulanda **Publisher:** InTech **ISBN:** 978-953-307-054-4

Read more: [Nanotechnology Publications – Free E-Books; overview page 1 | Nanowerk](#) [Cutting Edge Nanotechnology](#)  **Author:** Edited by Dragica Vasileska **Publisher:** InTech **ISBN:** 978-953-7619-93-0

Read more: [Nanotechnology Publications – Free E-Books; overview page 1 | Nanowerk](#) [Essentials of Nanotechnology](#)  **Author:** Jeremy Ramsden **Publisher:** Ventus Publishing



ISBN: 978-87-7681-418-2

Read more: [Nanotechnology Publications – Free E-Books; overview page 1 | Nanowerk](#) [Nanocrystal](#)  
 **Author:** Edited by Yoshitake Masuda **Publisher:** InTech **ISBN:** 978-953-307-199-2

Read more: [Nanotechnology Publications – Free E-Books; overview page 1 | Nanowerk](#)

1. Dhananjaya (2002). Introduction to Bioinformatics, www.sd-bio.com series
2. Jan (2001). Nucleic acid research, Genome Database issue
3. Higgins & Taylor (2000). Bioinformatics, OUP.
4. Baxavanis (1998). Bioinformatics.
5. Fry, J.C. (1993). Biological Data Analysis. A practical Approach. IRL Press, Oxford.
6. Swardlaw, A.C. (1985). Practical Statistics for Experimental Biologists, Joh
7. [http://www.bioinformatics.org/wiki/recommended\\_books](http://www.bioinformatics.org/wiki/recommended_books)

"*Darwin's Radio*" by [Greg Bear](#) [Ballantine Books; [ISBN 0345435249](#)] is a wonderful hard SF thriller which stretches ideas derived from genome discoveries to their breaking point. It's gripping and humane.

[Leonard Crane](#), the author of [Ninth Day of Creation](#) kindly sent me a copy for review. So far it's an excellent read. If you'd like to read a well-researched, but speculative, novel containing actual scenes of practicing bioinformatics then try it.

[Ken Allen](#) contributed the following reviews:

"*Frameshift* [Tor Books; [ISBN 0812571088](#)] by [Robert J. Sawyer](#)---based around the HGP---reasonable read, but poor / confused ending."

*Calculating God* [Tor Books; [ISBN 0812580354](#)] by the same author---has a subtler bio connection and is a much better read. Near the start an alien spacecraft lands, the alien emerges and says 'take me to your paleontologist'



**Paper- BIC-403**  
**Special Paper (Practical)**  
**Research Technique and Advanced Methodology**

Cell and tissue fractionation

ELISA

Western blot

Immunoelectrophoresis

Rocket immunoelectrophoresis

2-D gel electrophoresis

Auto-analyzer based estimation of clinical Sample.

PCR